


Für den Schriftzug „We love“ wurden fertige Moosgummi-Buchstaben aus dem Bastelbedarf verwendet.

Nr. 56 | „Buchstaben im Shabby-Look“ | Seite 68

Reihe 1
Blatt 1 von 3




Nr. 56 | „Buchstaben im Shabby-Look“ | Seite 68

Reihe 1

Blatt 2 von 3



A large, bold, black lowercase letter 'i' in a decorative, slightly irregular font. The letter has a thick, rounded top and a slightly curved bottom, giving it a hand-drawn or 'shabby' appearance.



A large, bold, black lowercase letter 'i' in a decorative, slightly irregular font, identical to the one on the left. Above it is a separate, solid black dot, also in the same decorative style, positioned slightly to the right of the top of the letter.

Nr. 56 | „Buchstaben im Shabby-Look“ | Seite 68

Reihe 1


Blatt 3 von 3



A large, bold, black lowercase letter 'v' with a shabby, distressed font style. The letter has thick, rounded strokes and a slightly irregular, hand-drawn appearance.



A large, bold, black uppercase letter 'E' with a shabby, distressed font style. The letter has thick, rounded strokes and a slightly irregular, hand-drawn appearance.

A large, bold, black letter 'C' in a serif font, centered within a square frame. The letter has a thick stroke and a decorative, slightly irregular shape, characteristic of a 'shabby' or 'distressed' typeface. The top and bottom curves are rounded, and the right side has a small, pointed serif.A large, bold, black letter 'R' in a serif font, centered within a square frame. The letter has a thick stroke and a decorative, slightly irregular shape, characteristic of a 'shabby' or 'distressed' typeface. The vertical stem is straight, and the bowl is rounded with a small, pointed serif at the top. The leg is curved and ends in a small, pointed serif.

Nr. 56 | „Buchstaben im Shabby-Look“ | Seite 68

Reihe 2


Blatt 2 von 3




Nr. 56 | „Buchstaben im Shabby-Look“ | Seite 68

Reihe 2

Blatt 3 von 3





Nr. 56 | „Buchstaben im Shabby-Look“ | Seite 68

Reihe 3

Blatt 2 von 3


A large, bold, black letter 'I' in a serif font, centered within a white square frame. The letter has a classic, slightly decorative appearance with a small serif at the top and bottom.A large, bold, black letter 'a' in a serif font, centered within a white square frame. The letter has a classic, slightly decorative appearance with a small serif at the top and bottom.



u




gh



Nr. 56 | „Buchstaben im Shabby-Look“ | Seite 68

Reihe 4

Blatt 2 von 3



A large, bold, black letter 'k' in a Shabby-Look font style. The letter has a thick, slightly irregular stroke with a small notch at the top of the vertical stem and a curved, slightly flared bottom. The overall appearance is heavy and textured.



A large, bold, black letter 'e' in a Shabby-Look font style. The letter is thick and rounded, with a slightly irregular, hand-drawn appearance. It features a prominent loop at the top and a curved bottom, giving it a classic, slightly distressed look.


Nr. 56 | „Buchstaben im Shabby-Look“ | Seite 68

Reihe 4


Blatt 3 von 3



A large, bold, black lowercase letter 'i' in a shabby, distressed font style. The letter has a thick, irregular vertical stem and a small, rounded, slightly irregular dot above it. The entire letter is contained within a thin black rectangular border.




A large, bold, black lowercase letter 't' in a shabby, distressed font style. The letter has a thick, irregular vertical stem that tapers slightly at the bottom, and a horizontal crossbar that is also thick and irregular. The entire letter is contained within a thin black rectangular border.



Nr. 56 | „Buchstaben im Shabby-Look“ | Seite 68

Reihe 5

Blatt 2 von 3



A large, bold, black letter 'k' in a Shabby-Look font style. The letter has a thick, slightly irregular stroke with a small notch at the top of the vertical stem and a curved, slightly irregular arm.



A large, bold, black letter 'E' in a Shabby-Look font style. The letter has a thick, slightly irregular stroke with a small notch at the top of the vertical stem and a curved, slightly irregular arm.

Nr. 56 | „Buchstaben im Shabby-Look“ | Seite 68

Reihe 5

Blatt 3 von 3

